

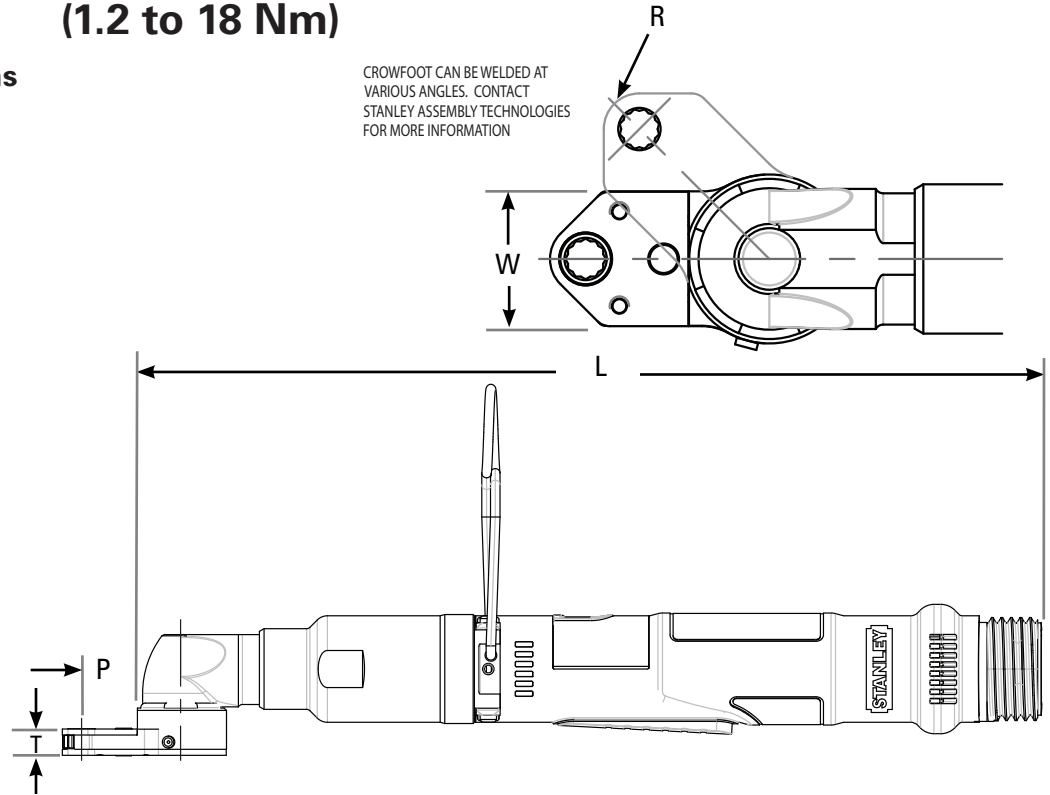
E/ EA Series Crowfoot Lever

Angle Crowfoot Lever Tools (1.2 to 18 Nm)

Angle Crowfoot Tool Options

Suspension Bails	Part No.
Optional Wire Bail	A3061
Swivel Bail	20K101400
Standard Wire Bail	B3432
2-Hand Anti-Tiedown	Part No.
E23 Tools	20G100104
EA Tools	Add TH
Handle Options	Part No.
E12 / EA2/3 Rubber Grip	20H207910
E2/3/4/5 Rubber Grip	20H207207
E12 Extended Lever Assembly	20H102201
EA2/3 Front Facing Lever	20H100008
E2/3 Front Facing Lever	20H100005
E12 Heavy Duty Cable Adapter	20H103100
Other Options	Part No.
E12 LED Flexible Light Kit	20K101804
E12 LED Stationary Light Kit	20S113202
See Page 176 for Crowfoot Vinyl Cover Options	
See Page 151 for Crowfoot Socket Selection	

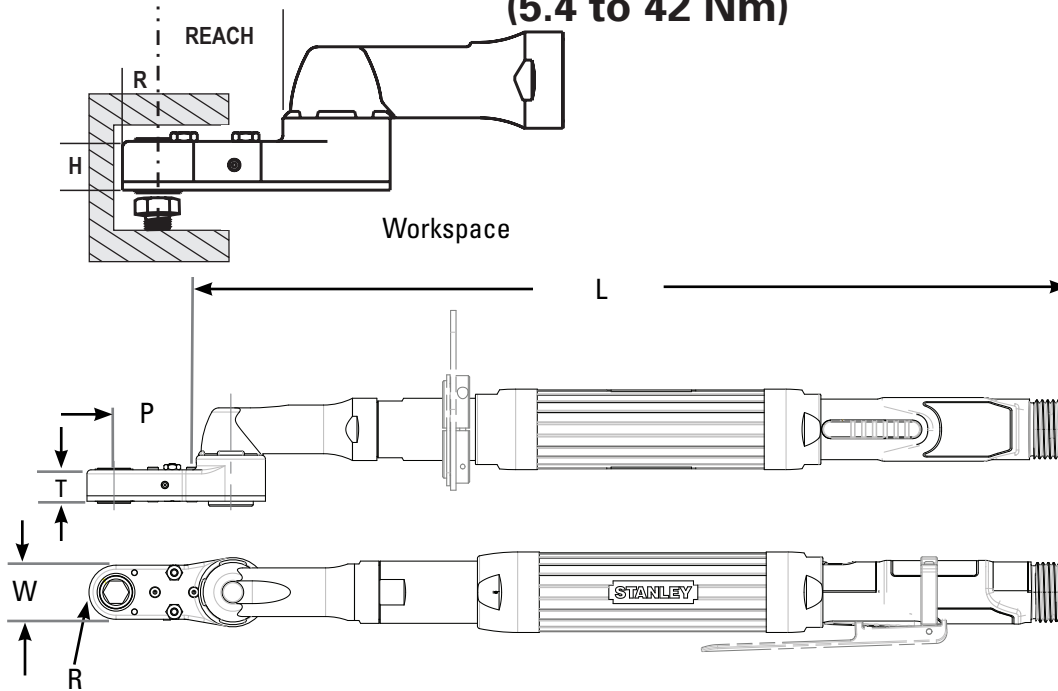
CROWFOOT CAN BE WELDED AT VARIOUS ANGLES. CONTACT STANLEY ASSEMBLY TECHNOLOGIES FOR MORE INFORMATION



Model	Rated Speed RPM	Torque		"R" Nose Radius		"T" Thickness		"W" Width		"P" Length		"L" Length		Weight		Maximum Hex Size	
		Nm	lb ft	mm	in	mm	in	mm	in	mm	in	mm	in	kg	lb	mm	in
E12LC44-6	1140	6	4.4	6	0.25	9	0.35	24	0.96	19	0.74	347	13.7	1.0	2.2	6	1/4"
E23LC8-8	1495	8	5.9	13	0.52	16.2	0.64	25.4	1	44.6	1.76	495	19.5	1.0	2.2	13	1/2"
E23LC64-8	790	8	5.9	10	0.39	9	0.35	24	0.96	55	2.16	447	17.6	1.0	2.2	13	1/2"
E12LC294-8	760	8	5.9	9	0.36	9	0.35	24	0.96	119	4.67	421	16.6	1.0	2.2	11	3/8"
E12LC8-13	585	13	9.6	13	0.52	16.2	0.64	25.4	1	44.6	1.76	347	13.7	1.0	2.2	13	1/2"
E12LC247-13	730	13	9.6	10	0.38	16	0.63	25	1	42	1.64	355	14.0	1.0	2.2	11	7/16"
E12LC445-13	585	13	9.6	13	0.52	16	0.63	25	1	45	1.76	347	13.7	1.0	2.2	13	1/2"
E12LC504-13	730	13	9.6	11	0.41	16	0.63	25	1	42	1.64	355	14.0	1.0	2.2	11	7/16"
E12LC106-14	585	14	10	13	0.52	16.2	0.64	25.4	1	64.6	2.54	367	14.5	1.1	2.3	13	1/2"
E23LC160-14	660	14	10	13	0.52	9	0.37	25	1	45	1.76	523	20.6	1.1	2.4	13	1/2"
E12LC420-14	585	14	10	13	0.52	16	0.63	25	1	65	2.54	367	14.5	1.1	2.4	13	1/2"
E23LC278-15	785	15	11	21	0.81	14	0.55	38	1.5	170	6.70	701	27.6	1.1	2.4	19	3/4"
EA23LC69-15	820	15	11	13.5	0.53	16.2	0.64	32	1.25	47	1.86	498	17.8	1.5	3.4	13	1/2"
E23LC69-15	745	15	11	13.5	0.53	16.2	0.64	32	1.25	47	1.86	532	20.9	2.3	5	13	1/2"
EA23LC8-16	730	16	11.8	13	0.52	16.2	0.64	25.4	1	44.6	1.76	453	17.8	1.4	3.1	13	1/2"
E23LC8-16	660	16	11.8	13	0.52	16.2	0.64	25.4	1	44.6	1.76	510	20.0	1.7	3.8	13	1/2"
E12LC8-16	430	16	11.8	13	0.52	16.2	0.64	25.4	1	44.6	1.76	453	17.8	1.21	2.66	13	1/2"
E23LC35-16	660	16	11.8	21	0.81	14	0.55	38	1.5	75	2.95	559	22	2.7	6	19	3/4"
E12LC69-16	485	16	11.8	13.5	0.53	16.2	0.64	32	1.25	47	1.86	449	17.7	2.7	6	13	1/2"
E23LC106-16	660	16	11.8	13	0.52	16.2	0.64	25	1	65	2.54	530	20.8	1.8	4	13	1/2"
E23LC246-16	660	16	11.8	16	0.63	21	0.81	32	1.25	48	1.9	535	21.1	1.8	4	14	9/16"
E23LC247-16	610	16	11.8	10	0.38	16	0.63	25	1	42	1.64	514	20.2	1.8	4	11	7/16"
EA23LC13-18	720	18	13.3	13.5	0.53	20.5	0.81	32	1.25	47	1.86	498	19.6	2.2	5	13	1/2"
E23LC13-18	590	18	13.3	13.5	0.53	20.5	0.81	32	1.25	47	1.86	533	21	2.4	5.2	13	1/2"
E23LC390-18	590	18	13.3	11	0.43	16	0.63	22	0.87	51	1.99	585	23.0	2.4	5.2	13	1/2"

E/ EA Series Crowfoot Lever

STANLEY®

Angle Crowfoot Lever Tools
(5.4 to 42 Nm)

Angle Crowfoot Tool Options

2-Hand Anti-Tiedown	Part No.
E23 Tools	20G100015
E33 Tools (48 Nm Max)	20G100012
E33 Tools (60 Nm)	20G100013
E34 Tools	20G100414
EA Tools	Add TH
Suspension Bails	Part No.
Optional Wire Bail	A3061
Swivel Bail	20K101400
Handle Options	Part No.
EA2/3 Rubber Grip	20H207910
E2/3/4/5 Rubber Grip	20H207207
EA2/3 Front Facing Lever	20H100008
E2/3 Front Facing Lever	20H100005
See Page 176 for Crowfoot Vinyl Cover Options	
See Page 151 for Crowfoot Socket Selection	

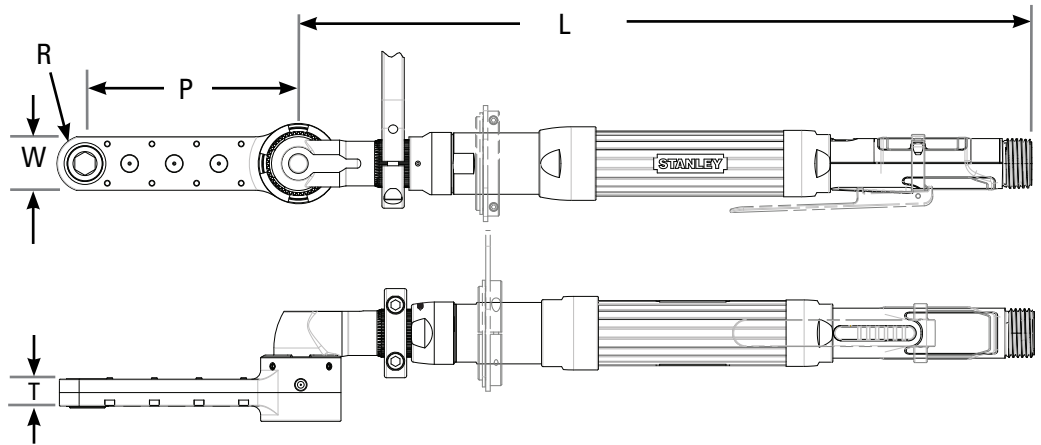
Model	Rated Speed		Torque		"R" Nose Radius		"T" Thickness		"W" Width		"P" Length		"L" Length		Weight		Maximum Hex Size	
	RPM	Nm	lb ft	mm	in	mm	in	mm	in	mm	in	mm	in	kg	lb	mm	in	
E33LC173-27	845	27	19.9	13	0.53	16	0.63	32	1.25	93	3.66	603	23.7	2.4	5.2	13	1/2"	
E33LC69-27	845	27	19.9	13	0.53	16	0.63	32	1.25	47	1.86	557	21.9	2.4	5.3	13	1/2"	
EA33LC69-27	905	27	19.9	13	0.53	16	0.63	32	1.25	47	1.86	523	20.6	2.4	5.3	13	1/2"	
E33LC216-27	845	27	19.9	13	0.50	14	0.56	30	1.19	47	1.86	557	21.9	2.4	5.3	13	1/2"	
E33LC13-30	760	30	22	13	0.53	21	0.81	32	1.25	47	1.86	557	21.9	2.5	5.5	13	1/2"	
EA33LC13-30	795	30	22	13	0.53	21	0.81	32	1.25	47	1.86	523	20.6	2.5	5.5	13	1/2"	
E33LC279-30	760	30	22	12	0.47	16	0.63	32	1.25	47	1.86	557	21.9	2.5	5.5	13	1/2"	
E33LC308-30	760	30	22	13	0.53	21	0.81	32	1.25	70	2.76	580	22.8	2.5	5.5	13	1/2"	
E33LC327-30	810	30	22	12	0.47	16	0.63	32	1.25	46	1.83	557	21.9	2.5	5.5	13	1/2"	
E33LC333-30	760	30	22	13	0.53	21	0.81	32	1.25	93	3.66	603	23.7	2.5	5.5	13	1/2"	
E33LC385-30	810	30	22	12	0.47	16	0.63	32	1.25	69	2.73	579	22.8	2.5	5.5	13	1/2"	
EA33LC394-30	635	30	22	13	0.53	21	0.81	32	1.25	55	2.18	505	19.9	2.5	5.5	13	1/2"	
EA33LC423-30	560	30	22	16	0.63	21	0.83	32	1.25	136	5.36	583	23.0	2.5	5.5	16	5/8"	
EA33LC535-30	780	30	22	13	0.53	21	0.81	32	1.25	48	1.90	527	20.8	2.5	5.5	14	9/16"	
E33LC35-31	750	31	22.9	21	0.81	14	0.55	38	1.50	75	2.95	585	23.0	2.9	6.3	19	3/4"	
E33LC496-31	570	31	22.9	21	0.81	14	0.55	38	1.50	170	6.70	682	26.9	2.9	6.3	19	3/4"	
E33LC16-35	750	35	25.8	21	0.81	21	0.81	38	1.50	75	2.95	585	23.0	2.6	5.7	19	3/4"	
E33LC121-35	650	35	25.8	21	0.81	14	0.55	38	1.50	138	5.45	652	25.7	2.9	6.3	19	3/4"	
E33LC29-35	675	35	25.8	21	0.81	14	0.55	38	1.50	43	1.70	548	21.6	2.9	6.3	19	3/4"	
EA33LC29-35	685	35	25.8	21	0.81	14	0.55	38	1.50	43	1.70	527	20.7	2.9	6.3	19	3/4"	
E33LC246-38	675	38	28	16	0.63	21	0.81	32	1.25	48	1.90	574	22.6	2.9	6.3	14	9/16"	
EA33LC246-38	710	38	28	16	0.63	21	0.81	32	1.25	48	1.90	524	20.6	2.9	6.3	14	9/16"	
E33LC297-38	590	38	28	16	0.63	21	0.81	32	1.25	71	2.80	581	22.8	2.9	6.3	14	9/16"	
E33LC39-42	590	42	30.9	21	0.81	21	0.84	38	1.50	43	1.70	556	21.9	2.9	6.3	19	3/4"	

E/ EA Series Crowfoot Lever

Angle Crowfoot Tool Options

2-Hand Anti-Tiedown Switch	Part No.
E34/44/54 Tools	20K400001
EA Tools	Add TH
Suspension Bails ***	Part No.
Swivel (Horizontal)	20K200000
Standard (Vertical)	A3061
Reaction Components	Part No.
Reaction Bar	20K100000
Mounting Flange	20K100300
Base Mount Bracket	20K100500
Handle Options	Part No.
EA3 Rubber Grip	20H207910
E2/3/4/5 Rubber Grip	20H207207
EA3 Front Facing Lever	20H100008
E3 Front Facing Lever	20H100005

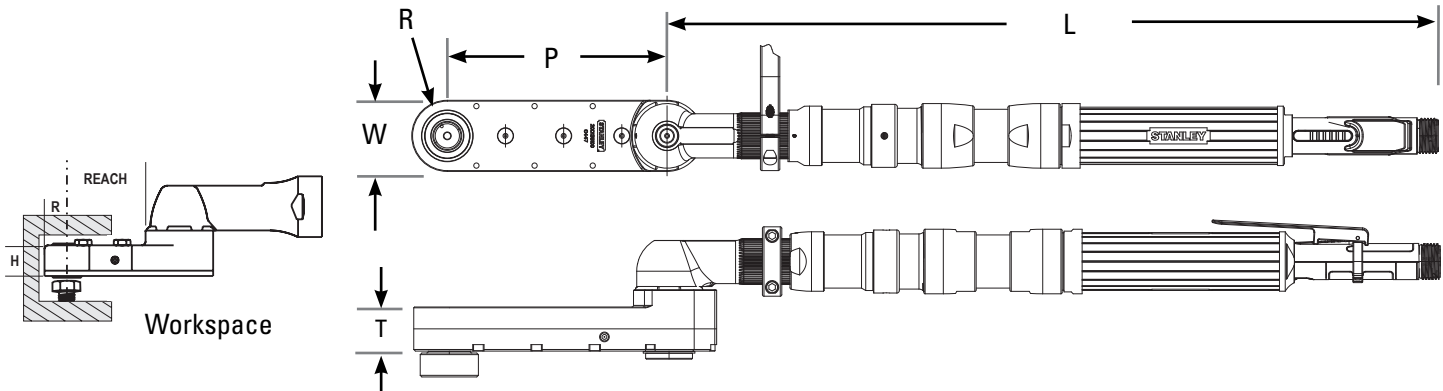
Angle Crowfoot Lever Tools (8 to 132 Nm)



Model	Rated Speed		Torque		"R" Nose Radius		"T" Thickness		"W" Width		"P" Length		"L" Length		Weight		Maximum Hex Size	
	RPM	Nm	lb ft	mm	in	mm	in	mm	in	mm	in	mm	in	kg	lb	mm	in	
E34LC402-40	435	40	29.5	16	0.63	19	0.74	32	1.25	53	2.08	596	23.4	3.36	7.4	14	9/16"	
E34LC29-45	435	45	33.2	21	0.81	14	0.55	38	1.50	43	1.70	586	23.1	3.36	7.4	19	3/4"	
EA34LC29-45	530	45	33.2	21	0.81	14	0.55	38	1.50	43	1.70	570	22.5	3.36	7.4	19	3/4"	
E34LC7-47	435	47	34.7	21	0.81	21	0.84	38	1.50	43	1.70	584	23.0	3.68	8.1	19	3/4"	
E34LC10-49	385	49	36.1	21	0.81	28	1.10	38	1.50	71	2.78	625	24.6	3.68	8.1	19	3/4"	
EA34LC10-49	445	49	36.1	21	0.81	28	1.10	38	1.50	71	2.78	610	24.0	3.63	8.0	19	3/4"	
E34LC355-55	415	55	40.6	16	0.63	26	1.01	32	1.25	29	1.15	599	23.6	3.63	8.0	16	5/8"	
E34LC66-55	435	55	40.6	16	0.63	21	0.84	32	1.25	28	1.12	548	21.6	3.63	8.0	14	9/16"	
E34LC162-56	385	56	41.3	13	0.52	21	0.82	38	1.50	97	3.82	652	25.7	3.63	8.0	13	1/2"	
E34LC226-59	410	59	43.5	17	0.66	17	0.66	38	1.50	68	2.69	619	24.4	3.63	8.0	16	5/8"	
EA34LC456-60	470	60	44.3	20	0.79	17	0.65	38	1.48	123	4.85	658	25.9	3.91	8.6	19	3/4"	
E34LC187-60	335	60	44.3	21	0.81	15	0.58	38	1.50	102	4.03	657	25.9	3.91	8.6	19	3/4"	
E34LC272-60	370	60	44.3	16	0.63	26	1.01	32	1.25	131	5.15	685	27.0	3.91	8.6	16	5/8"	
E34LC321-60	385	60	44.3	13	0.52	21	0.82	38	1.50	34	1.32	588	23.2	3.41	7.5	13	1/2"	
E34LC515-60	310	60	44.3	12	0.48	25	0.99	38	1.50	125	4.94	585	23.0	3.95	8.7	12	7/16"	
E34LC162-61	385	61	45	13	0.52	21	0.82	38	1.50	97	3.82	652	25.7	3.77	8.3	13	1/2"	
E34LC316-61	375	61	45	17	0.66	21	0.82	38	1.50	100	3.94	655	25.8	3.77	8.3	16	5/8"	
E34LC481-61	325	61	45	13	0.52	21	0.82	38	1.50	65	2.57	620	24.4	3.77	8.3	13	1/2"	
E34LC523-61	385	61	45	17	0.66	21	0.82	38	1.50	97	3.82	652	25.7	3.77	8.3	13	1/2"	
E34LC100-62	385	62	45.7	13	0.52	28	1.12	38	1.50	97	3.82	652	25.7	3.77	8.3	13	1/2"	
E34LC200-70	325	70	51.6	21	0.81	20	0.78	38	1.50	134	5.28	689	27.1	3.77	8.3	19	3/4"	
E34LC316-70	375	70	51.6	17	0.66	21	0.82	38	1.50	100	3.94	655	25.8	3.77	8.3	16	5/8"	
E34LC324-70	325	70	51.6	21	0.81	20	0.78	38	1.50	71	2.78	625	24.6	3.77	8.3	19	3/4"	
E34LC203-73	295	73	53.8	21	0.81	17	0.66	38	1.50	71	2.78	625	24.6	3.55	7.8	19	3/4"	
EA34LC531-80	340	80	59	20	0.81	15	0.60	73	2.89	18	0.71	601	23.7	3.55	7.8	18	11/16"	
EA34LC10-88	360	88	64.9	21	0.81	28	1.10	38	1.50	71	2.78	610	24.0	3.63	8.0	19	3/4"	
EA34LC520-90	245	90	66.4	27	1.08	19	0.75	55	2.16	56	2.22	596	23.5	3.63	8.0	24	15/16"	
E34LC396-95	205	95	70	20	0.79	20	0.78	38	1.48	123	4.85	673	26.5	3.63	8.0	19	3/4"	
E34LC464-95	230	95	70	17	0.66	20	0.78	38	1.48	121	4.76	673	26.5	3.63	8.0	16	5/8"	
E34LC256-132	180	132	97.3	27	1.08	19	0.75	55	2.16	56	2.22	610	24.0	3.63	8.0	24	15/16"	

E/ EA Series Crowfoot Lever

STANLEY®

Angle Crowfoot Lever Tools
(7 to 600 Nm)

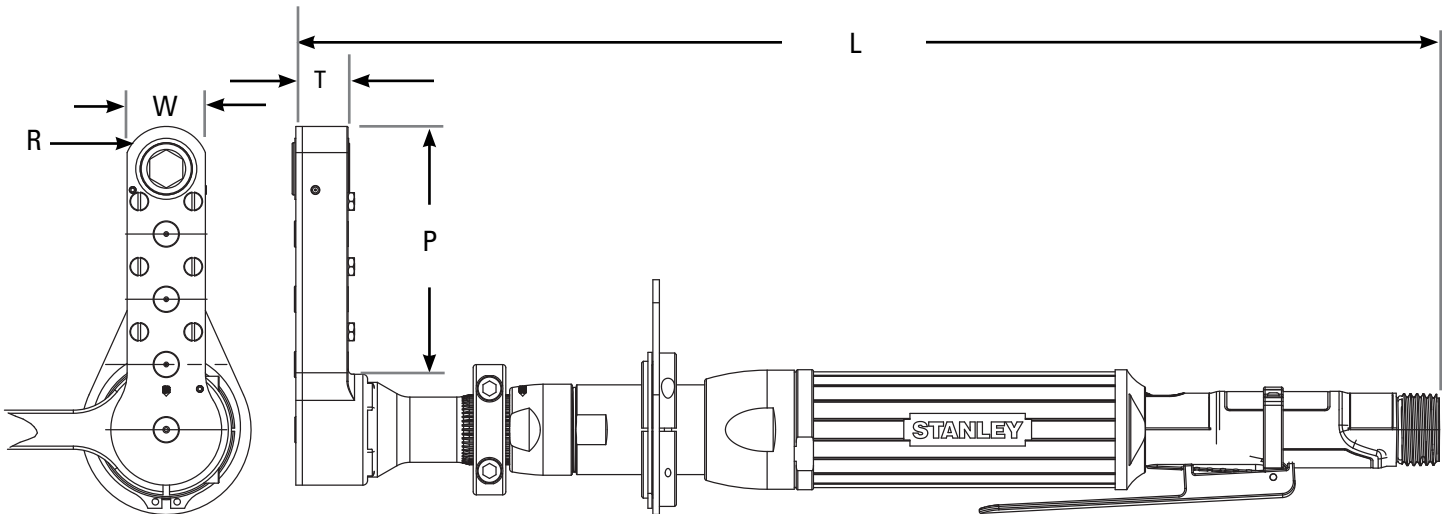
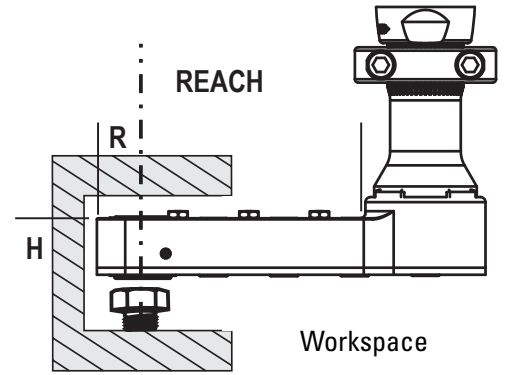
Model	Rated Speed	Torque		"R" Nose Radius		"T" Thickness		"W" Width		"P" Length		"L" Length		Weight		Maximum Hex Size	
	RPM	Nm	lb ft	mm	in	mm	in	mm	in	mm	in	mm	in	kg	lb	mm	in
E44LC508-35	715	35	25.8	13	0.53	14	0.57	32	1.25	47	1.86	596	23.5	4.9	10.9	13	1/2"
E44LC536-35	890	35	25.8	13	0.53	14	0.57	32	1.25	76	3.00	639	25.2	4.9	10.9	13	1/2"
E44LC226-54	595	54	39.8	17	0.66	17	0.66	38	1.50	68	2.69	635	25.0	4.9	10.9	16	5/8"
E44LC491-54	525	54	39.8	13	0.52	17	0.66	38	1.50	68	2.69	627	24.7	4.9	10.9	13	1/2"
E44LC100-62	530	62	45.7	13	0.52	28	1.12	38	1.50	97	3.82	661	26.0	4.9	10.9	13	1/2"
E44LC316-71	405	71	52.4	17	0.66	21	0.82	38	1.50	100	3.94	663	26.1	4.9	10.9	16	5/8"
E44LC404-75	355	75	55.3	17	0.66	26	1.03	38	1.50	68	2.69	633	24.9	4.9	10.9	16	5/8"
E45LC365-80	445	80	59	13	0.52	28	1.12	38	1.50	97	3.82	713	28.1	4.9	10.9	13	1/2"
E44LC172-80	360	80	59	21	0.81	28	1.12	38	1.50	166	6.54	730	28.7	4.9	10.9	19	3/4"
E44LC10-88	355	88	64.9	21	0.81	28	1.12	38	1.50	71	2.78	633	24.9	3.8	8.4	19	3/4"
E44LC31-88	355	88	64.9	21	0.81	28	1.10	38	1.50	39	1.53	602	23.7	3.6	8.0	19	3/4"
E44LC201-90	415	90	66.4	21	0.81	25	0.99	49	1.94	86	3.40	650	25.6	4.9	10.9	19	3/4"
E44LC329-90	415	90	66.4	21	0.81	23	0.91	49	1.94	86	3.40	650	25.6	4.9	10.9	19	3/4"
E44LC10-102	355	102	75.2	21	0.81	28	1.12	38	1.50	71	2.78	631	24.9	4.9	10.9	19	3/4"
E44LC31-102	355	102	75.2	21	0.81	28	1.10	38	1.50	39	1.53	602	23.7	3.6	8.0	19	3/4"
E44LC260-110	360	110	81.1	17	0.69	15	0.60	73	2.89	18	0.71	582	22.9	4.9	10.9	18	11/16"
E45LC284-125	280	125	92.2	29	1.16	31	1.22	59	2.31	147	5.79	758	29.8	4.9	10.9	27	1-1/8"
E45LC21-125	280	125	92.2	29	1.16	31	1.22	59	2.31	58	2.27	669	26.3	4.9	10.9	27	1-1/8"
E45LC85-131	285	131	96.6	29	1.13	22	0.87	59	2.31	58	2.27	698	27.5	4.9	10.9	27	1-1/8"
E45LC238-140	265	140	103	25	1.00	31	1.22	59	2.31	54	2.13	666	26.2	4.9	10.9	21	13/16"
E55LC364-145	385	145	107	20	0.80	35	1.37	39	1.53	46	1.81	708	27.9	4.9	10.9	19	3/4"
E55LC98-147	325	147	108	29	1.16	31	1.22	59	2.31	103	4.06	765	30.1	4.9	10.9	27	1-1/8"
E55LC323-150	385	150	111	25	1.00	22	0.87	59	2.31	99	3.92	761	30.0	4.9	10.9	24	15/16"
E45LC323-150	185	150	111	25	1.00	22	0.87	59	2.31	99	3.92	733	28.9	4.9	10.9	24	15/16"
E55LC98-184	215	184	136	29	1.16	31	1.22	59	2.31	103	4.06	794	31.3	4.9	10.9	27	1-1/8"
E45LC238-196	185	196	145	25	1.00	31	1.22	59	2.31	54	2.13	688	27.1	4.9	10.9	21	13/16"
E45LC21-216	155	216	159	29	1.16	31	1.22	59	2.31	58	2.27	692	27.2	4.5	10	27	1-1/8"
E55LC409-350	90	350	258	44	1.74	47	1.85	95	3.75	89	3.51	766	30.2	4.9	10.9	44	1-3/4"
E55LC446-350	230	350	258	29	1.16	49	1.92	59	2.31	101	3.96	893	35.2	4.9	10.9	27	1-1/8"
E55LC451-350	155	350	258	25	0.99	47	1.87	95	3.75	147	5.78	824	32.4	4.9	10.9	24	15/16"
E55LC458-350	90	350	258	44	1.74	38	1.50	95	3.75	89	3.51	766	30.2	4.9	10.9	44	1-3/4"
E55LC293-540	110	540	398	44	1.74	47	1.87	95	3.75	238	9.36	915	36.0	4.9	10.9	44	1-3/4"
E55LC447-550	70	550	406	35	1.38	42	1.67	70	2.76	152	6.00	974	38.3	4.9	10.9	41	1-5/8"
E55LC293-600	85	600	443	44	1.74	47	1.85	95	3.75	238	9.36	915	36.0	4.9	10.9	44	1-3/4"
E55LC447-600	70	600	443	35	1.38	42	1.67	70	2.76	152	6.00	974	38.3	4.9	10.9	41	1-5/8"

E/ EA Series Crowfoot Lever

Vertical Crowfoot Tool Options

Suspension Bails	Part No.
Swivel Bail	20K101400
Standard Wire Bail	B3432
2-Hand Anti-Tiedown	Part No.
E23 Tools	20G100104
EA Tools	Add TH
Handle Options	Part No.
E2/3/4/5 Rubber Grip	20H207207
EA2/3 Front Facing Lever	20H100008
E2/3 Front Facing Lever	20H100005
Reaction Devices	Part No.
Reaction Bar	20K100000
Mounting Flange	20K100300
Base Mount Bracket	20K100500
Other Options	Part No.
See Page 176 for Crowfoot Vinyl Cover Options	
See Page 151 for Crowfoot Socket Selection	

Vertical Crowfoot Lever Tools (2.2 to 690 Nm)

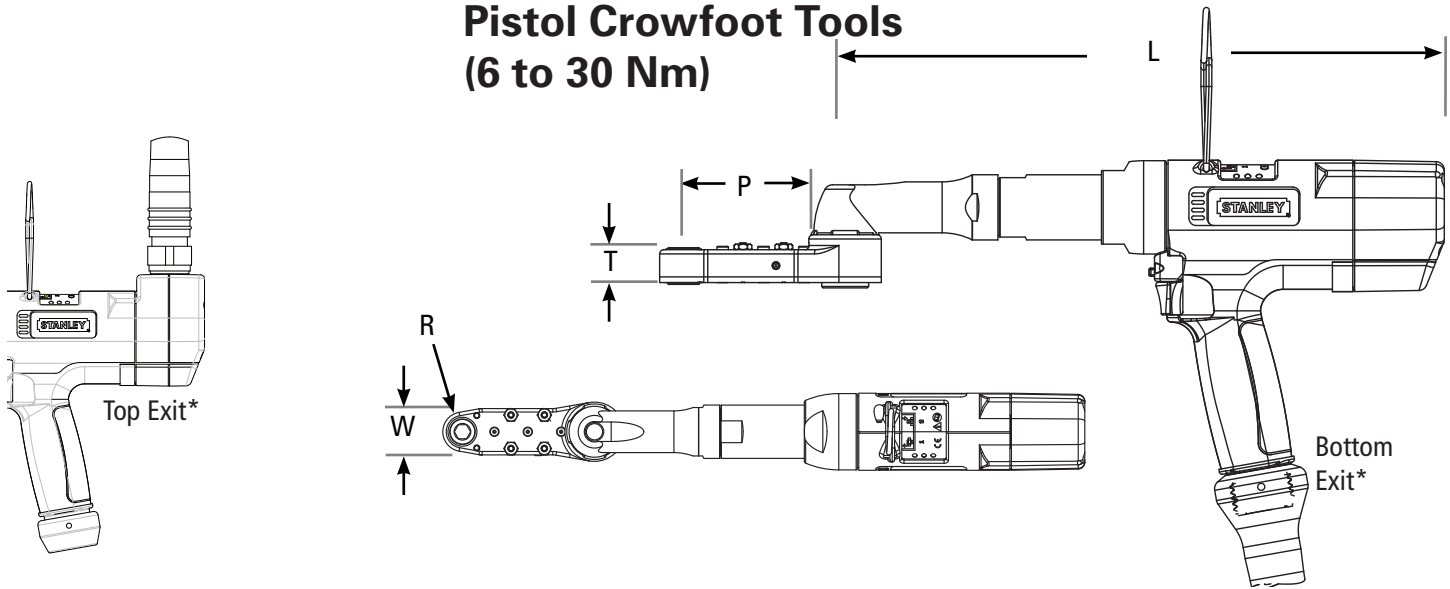


Model	Rated Speed	Torque		"R" Nose Radius		"T" Thickness		"W" Width		"P" Length		"L" Length		Weight		Maximum Hex Size	
	RPM	Nm	lb ft	mm	in	mm	in	mm	in	mm	in	mm	in	kg	lb	mm	in
E23LC278-15	785	15	11	21	0.81	14	0.55	38	1.50	170	6.70	533	21.0	4.9	10.9	19	3/4"
E33LC82-24	995	24	17.7	13	0.53	14	0.57	32	1.25	47	1.86	454	17.9	4.9	10.9	13	1/2"
E33LC152-28	890	28	20.7	21	0.81	14	0.55	38	1.50	75	2.95	489	19.3	4.9	10.9	19	3/4"
E34LC299-42	605	42	31.0	21	0.81	21	0.84	38	1.50	64	2.51	531	20.9	4.9	10.9	19	3/4"
E34LC552-42	605	42	31.0	21	0.81	21	0.84	38	1.50	64	2.51	685	27.0	3.4	7.5	19	3/4"
E34LC298-48	530	48	35.4	13	0.52	21	0.82	38	1.50	97	3.82	543	21.4	4.9	10.9	13	1/2"
E34LC353-50	490	50	36.9	21	0.81	21	0.84	38	1.50	43	1.70	535	21.1	4.9	10.9	19	3/4"
E45LC298-62	500	62	45.7	13	0.52	21	0.82	38	1.50	97	3.82	596	23.5	4.9	10.9	13	1/2"
E44LC83-70	585	70	51.6	21	0.81	28	1.10	38	1.50	102	4.03	558	22.0	4.9	10.9	19	3/4"
E45LC416-210	180	210	155	29	1.16	31	1.22	59	2.31	102	4.03	593	23.3	4.9	10.9	27	1-1/8"
E55LC468-350	140	350	258	25	0.98	47	1.87	95	3.75	147	5.78	911	35.9	4.9	10.9	24	15/16"
E55LC447-600	70	600	443	35	1.38	42	1.67	70	2.76	152	6.00	974	38.3	4.9	10.9	41	1-5/8"
E55LC345-615	90	615	454	41	1.63	42	1.67	78	3.06	88	3.45	909	35.8	4.9	10.9	41	1-5/8"
E55LC428-690	50	690	509	41	1.63	42	1.67	78	3.06	152	6.00	909	35.8	4.9	10.9	41	1-5/8"

E/ EA Series Crowfoot Lever

STANLEY

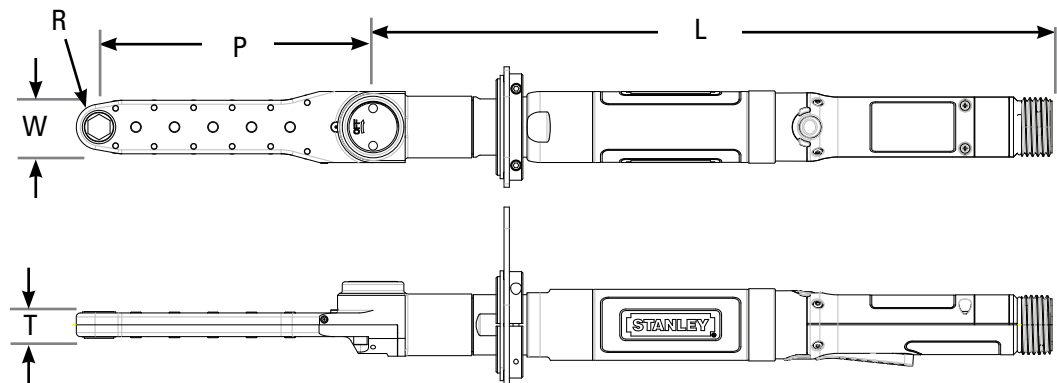
Pistol Crowfoot Tools (6 to 30 Nm)



Model	Rated Speed		Torque		"R" Nose Radius		"T" Thickness		"W" Width		"P" Length		"L" Length		Weight		Maximum Hex Size	
	RPM	Nm	lb ft	mm	in	mm	in	mm	in	mm	in	mm	in	kg	lb	mm	in	
E33PC13-30	760	30	22.1	13	0.53	21	0.81	32	1.25	47	1.86	357	14	2.1	4.6	13	1/2"	
E33PC308-30	760	30	22.1	13	0.53	21	0.81	32	1.25	70	2.76	430	16.9	2.1	4.6	13	1/2"	
E33PC313-30	420	30	22.1	13	0.53	16	0.63	32	1.25	73	2.87	350	13.8	2.1	4.6	13	1/2"	
E33PC359-30	570	30	22.1	13	0.53	25	1.00	32	1.25	45	1.76	351	13.8	2.1	4.6	13	1/2"	
E33PC379-30	420	30	22.1	13	0.53	16	0.63	32	1.25	45	1.76	352	13.8	2.1	4.6	13	1/2"	

* Top Exit requires the use of a Fixtured tool whip cable while the Bottom Exit requires the use of a Handheld tool whip cable.

Inline Crowfoot Lever Tools (6 to 40 Nm)



Model	Rated Speed		Torque		"R" Nose Radius		"T" Thickness		"W" Width		"P" Length		"L" Length		Weight		Maximum Hex Size	
	RPM	Nm	lb ft	mm	in	mm	in	mm	in	mm	in	mm	in	kg	lb	mm	in	
E12LC359-30	240	30	22.1	13	0.53	25	1.00	32	1.25	45	1.76	352	13.9	2.1	4.6	13	1/2"	
E12LC379-30	240	30	22.1	13	0.53	16	0.63	32	1.25	45	1.76	352	13.9	2.1	4.6	13	1/2"	
EA23LC379-30	410	30	22.1	13	0.53	16	0.63	32	1.25	45	1.76	461	18.1	2.1	4.6	13	1/2"	
EA33LC379-30	455	30	22.1	13	0.53	16	0.63	32	1.25	45	1.76	486	19.1	2.1	4.6	13	1/2"	
EA23LC487-30	410	30	22.1	13	0.53	16	0.63	32	1.25	136	5.36	566	22.3	2.1	4.6	13	1/2"	
EA33LC359-40	575	40	29.5	13	0.53	25	1.00	32	1.25	45	1.76	486	19.1	2.1	4.6	13	1/2"	