

# Pistol grip electric nutrunners - CVIC

1 to 40 Nm (0.7 to 29.1 ft.lb) - 790 to 2000 rpm



A



B



C



D



ACCESSORIES  
see pages 84-85

PIC REF	MODEL	PART NUMBER	OUTPUT DRIVE	TORQUE RANGE		ROTATIONAL SPEED AT		LENGTH		WEIGHT	
				in.	Nm	ft.lb	rpm/230 V	rpm/110 V	mm	in.	kg
A	ECP3L	615 165 199 0	Hex. 1/4F	1.0-3.0	0.7-2.2	2000	2000	196	7.7	1.0	2.2
A	ECP5L	615 165 200 0	Hex. 1/4F	1.7-5.0	1.3-3.7	2000	2000	196	7.7	1.0	2.2
A	ECP10L	615 165 201 0	Hex. 1/4F	3.0-10	2.2-7.4	1540	1540	196	7.7	1.1	2.4
A	ECP20L	615 165 202 0	Hex. 1/4F	7.0-20	5.2-15	790	790	196	7.7	1.1	2.4
B	ECP20S	615 165 203 0	Hex. 1/4F	7.0-20	5.2-15	1540	1540	221	8.7	1.2	2.6
B	ECP30S	615 165 204 0	Sq. 3/8	10-30	7.4-22	1070	1070	217	8.5	1.2	2.6
C	ECP40S	615 165 262 0	Sq. 3/8	13-40	9.6-29	880	880	263	10.4	2.1	4.5
D	ECP3LT	615 165 231 0	Hex. 1/4F	1.0-3	0.7-2.2	2000	2000	196	7.7	1.0	2.2
D	ECP5LT	615 165 232 0	Hex. 1/4F	1.7-5	1.3-3.7	2000	2000	196	7.7	1.0	2.2
D	ECP10LT	615 165 233 0	Hex. 1/4F	3.0-10	2.2-7.4	1540	1540	196	7.7	1.1	2.4
D	ECP20LT	615 165 234 0	Hex. 1/4F	7.0-20	5.2-15	790	790	196	7.7	1.1	2.4

# Electric high torque pistol grip - CVIC

30 to 4000 Nm (22 to 2950 ft.lb) - 19 to 750 rpm



Over 360° Swivel  
for operator safety  
and comfort



## For your quality-critical applications

Impact and impulse tools have been a production favourite for many years.

This current controlled swing bar tool allows you a 1<sup>st</sup> step to switch from pneumatic to DC tools, error-proof your high torque tightenings in medium duty applications, save on energy costs and reduce your carbon footprint.

## Offering all benefits of Electric Brushless Tools

- Maintenance free motor
- Less than 70 dB(A)
- Environment friendly (no air, no oil)
- Repeatability and no need to re-torque
- One Tool = up to 15 different torque settings

PIC REF	MODEL	PART NUMBER	SQUARE DRIVE	TORQUE RANGE				ROTATIONAL SPEED	LENGTH		WEIGHT	
				MIN.	MAX.	MIN.	MAX.		mm	in.	kg	lb.


### NON REVERSIBLE

A	ECP190	615 165 399 0	1/2	60	190	44	140	450	314	12.4	3.0	6.6
A	ECP550	615 165 400 0	3/4	175	550	129	405	150	351	13.8	3.7	8.1
A	ECP950	615 165 401 0	1	310	950	228	700	85	379	14.9	4.0	8.8
B	ECP1500	615 165 524 0	1	500	1500	368	1105	47	413	16.3	6.9	15.2
C	ECP2100	615 165 525 0	1-1/2	700	2100	516	1548	38	485	19.1	14.2	31.3
C	ECP3000	615 165 526 0	1-1/2	1000	3000	737	2212	26	485	19.1	14.2	31.3
C	ECP4000	615 165 527 0	1-1/2	1330	4000	980	2950	19	485	19.1	14.2	31.3

### REVERSIBLE

D	ECP100-R	615 165 523 0	1/2	30	100	22	73	750	328	12.9	3.4	7.5
D	ECP190-R	615 165 451 0	1/2	60	190	44	140	450	328	12.9	3.4	7.5
D	ECP550-R	615 165 452 0	3/4	175	550	129	405	150	365	14.4	4.3	9.5
D	ECP950-R	615 165 453 0	1	310	950	228	700	85	395	15.6	4.6	10.2

# Electric high torque pistol grip - CVIC



OPTIONAL ACCESSORIES	1	2	3	4	5	6
	STRAIGHT REACTION BAR	BLANK REACTION BAR	S TYPE REACTION BAR	SLIDING DRIVE REACTION BAR	SUSPENSION BAIL	PROTECTION SLEEVE
ECP100-R / ECP190 / ECP190-R	615 596 009 5	615 596 010 0	615 596 011 0	N/A	615 571 072 0	615 573 131 5
ECP550 / ECP550-R	615 596 012 5	615 596 013 0	615 596 015 0	615 596 014 0	615 571 072 0	615 573 131 5
ECP950 / ECP950-R	615 596 016 5	615 596 017 0	615 596 019 0	615 596 018 0	615 571 072 0	615 573 131 5
ECP1500	615 596 109 5	615 596 110 0	615 596 112 0	615 596 111 0	615 571 072 0	615 573 131 5
ECP2100 / ECP3000 / ECP4000	N/A	INCLUDED	N/A	N/A	N/A	615 573 131 5



# Angle head electric nutrunners - CVIC

5 to 200 Nm (3.7 to 147 ft.lb) - 200 to 1480 rpm




**A**



**B**

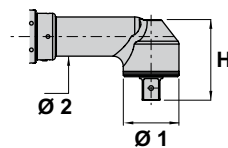


**C**



**D**

MODEL	H		Ø1		Ø2	
	mm	in.	mm	in.	mm	in.
ECA15	45.5	1.8	28	1.10	27	1.06
ECA20 - ECA30	45.5	1.8	28	1.10	27	1.06
ECA40	51.5	2.0	35	1.40	27	1.06
ECA60	57.5	2.3	40	1.60	30.5	1.20
ECA70 - ECA90 - ECA115	66.0	2.6	45	1.77	37	1.46
ECA125 - ECA150	69.0	2.7	50	1.97	42	1.65
ECA200	86.0	3.4	60	2.36	42	1.65



**ACCESSORIES**  
see pages 84-85

PIC REF	MODEL	PART NUMBER	SQUARE DRIVE	TORQUE RANGE		ROTATIONAL SPEED AT		LENGTH		WEIGHT	
				in.	Nm	ft.lb	rpm/230 V	rpm/110 V	mm	in.	kg
A	ECA15	615 165 192 0	3/8	5-15	3.7-11	1140	1140	406	16.0	1.3	2.9
A	ECA20	615 165 100 0	3/8	7-20	5.2-15	1480	1480	431	16.9	1.7	3.7
A	ECA30	615 165 101 0	3/8	10-30	7.4-22	1140	1140	431	16.9	1.7	3.7
B	ECA40	615 165 102 0	3/8	13-40	9.6-29	900	900	441	17.4	1.8	4.0
B	ECA60	615 165 103 0	3/8	20-60	14.7-44	570	570	453	17.8	1.9	4.2
C	ECA70	615 165 104 0	1/2	23-70	16.9-52	690	690	538	21.2	3.3	7.3
C	ECA90	615 165 105 0	1/2	30-90	22.1-66	550	550	538	21.2	3.3	7.3
C	ECA115	615 165 106 0	1/2	39-115	28.7-85	380	380	538	21.2	3.3	7.3
C	ECA125	615 165 188 0	1/2	40-125	29.5-92	360	360	541	21.3	3.6	7.9
C	ECA150	615 165 189 0	1/2	50-150	36.8-111	300	300	541	21.3	3.6	7.9
D	ECA200	615 165 190 0	3/4	70-200	51.6-147	200	200	591	23.3	3.8	8.4

# In-line electric nutrunners - CVIC

2 to 120 Nm (1.5 to 88 ft.lb) - 400 to 2065 rpm



**A**



**B**



**C**



**ACCESSORIES**  
see pages 84-85

PIC REF	MODEL	PART NUMBER	SQUARE DRIVE	TORQUE RANGE		ROTATIONAL SPEED AT		LENGTH		WEIGHT	
				in.	Nm	ft.lb	rpm/230 V	rpm/110 V	mm	in.	kg
A	ECD5	615 165 068 0	Hex 1/4	2-6	1.5-4.4	2065	2065	346	13.6	1.0	2.4
B	ECD20	615 165 093 0	Hex 1/4	7-20	5.2-15	1560	1560	388	15.3	1.5	3.3
B	ECD30	615 165 094 0	Sq 3/8	10-30	7.4-22	1100	1100	380	15.0	1.5	3.3
C	ECD50	615 165 095 0	Sq 3/8	16-50	11.8-37	1030	1030	456	17.9	2.6	5.7
C	ECD70	615 165 096 0	Sq 1/2	23-70	16.9-52	650	650	461	18.1	2.6	5.7
C	ECD120	615 165 097 0	Sq 1/2	40-120	29.5-88	400	400	488	19.2	3.1	6.8