

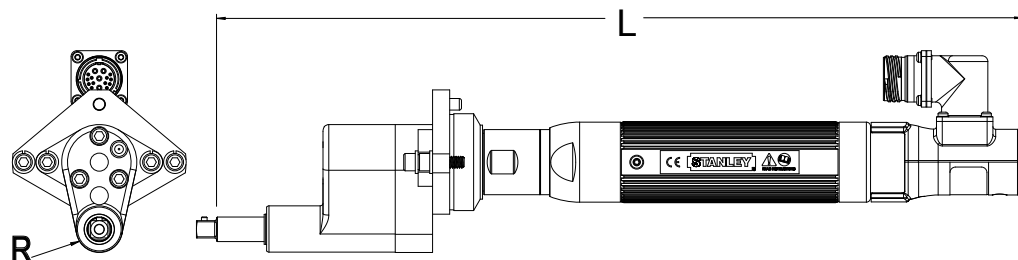
EB Series - Offset Retractable Fixtured Tools

Offset Retractable Fixtured Tools (5 to 108 Nm)

EB Retractable Options

EB33

| Spring Options | Part No. |
|----------------------------|-----------|
| Standard | M3062 |
| Heavy Duty | M3183 |
| Output Options | Part No. |
| 3/4" Extended Output | M3227 |
| 1-5/32" Extended Output | S3362 |
| 1.478" Extended Output | M3243 |
| 2" Extended Output | M3090 |
| 2-3/8" Extended Output | S3363 |
| 3" Extended Output | M3239 |
| 4" Extended Output | M3223 |
| 4-1/16" Extended Output | S3486 |
| 6" Extended Output | M3224 |
| 7-3/8" Extended Output | S3626 |
| 8" Extended Output | M3216 |
| 8" Extended Output, Thin | 20S104600 |
| 24 Threaded Output | M3118 |
| 1/2" Square Drive Lock Pin | Part No. |
| Standard | 20D227800 |
| Rounded (Ball Detent) | 20D227801 |

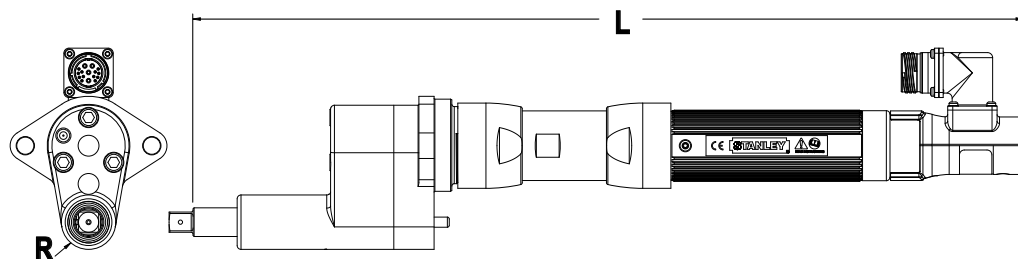


| | Rated Speed | Torque | | "R" Side to Center | | "L" Length | | Weight | | Output | |
|-------------|-------------|--------|-------|--------------------|------|------------|------|--------|------|-------------|----------|
| Model | RPM | Nm | lb ft | mm | in | mm | in | kg | lb | Retraction | Standard |
| EB33MDF1-25 | 1590 | 25 | 18.4 | 13 | 0.51 | 496 | 19.5 | 3.1 | 6.78 | 19mm (3/4") | 3/8" |
| EB33MDF1-36 | 1120 | 36 | 26.6 | 13 | 0.51 | 496 | 19.5 | 3.1 | 6.82 | | |

EB Retractable Options

EB34, EB44

| Spring Options | Part No. |
|-------------------------|-----------|
| Standard | B4093 |
| Heavy Duty | 20R201401 |
| Output Options | Part No. |
| 2" Extended Output | 20D101610 |
| 3" Extended Output | 20D101603 |
| 4" Extended Output | 20D101608 |
| 5" Extended Output | 20D101604 |
| 6" Extended Output | 20D101606 |
| 7-5/16" Extended Output | 20D101605 |
| 8" Extended Output | 20D101609 |
| 11" Extended Output | 20D101607 |
| 1/2" SD Socket Lock Pin | Part No. |
| Standard | 20D227800 |
| Rounded (Ball Detent) | 20D227801 |

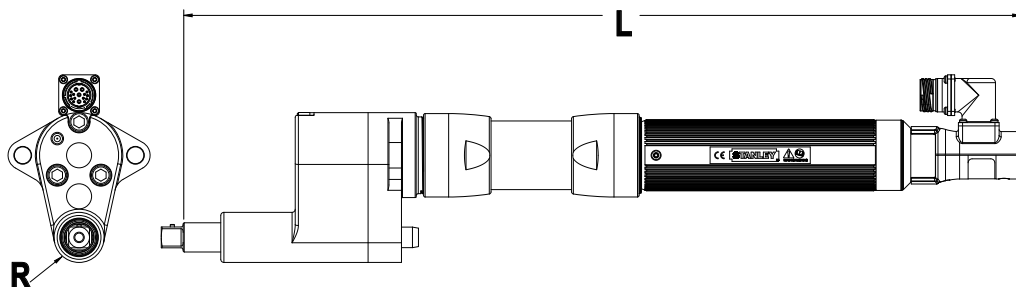


| | Rated Speed | Torque | | "R" Side to Center | | "L" Length | | Weight | | Output | |
|---------------|-------------|--------|-------|--------------------|------|------------|------|--------|-------|------------|----------|
| Model | RPM | Nm | lb ft | mm | in | mm | in | kg | lb | Retraction | Standard |
| EB34MD1F1-48 | 830 | 48 | 35.4 | 13 | 0.51 | 496 | 19.5 | 4.4 | 9.68 | 25mm (1") | 1/2" |
| EB44MD1F1-70 | 895 | 70 | 51.6 | 17 | 0.67 | 540 | 21.3 | 4.8 | 10.56 | | |
| EB44MD1F1-108 | 560 | 108 | 79.7 | 17 | 0.67 | 540 | 21.3 | 4.8 | 10.56 | | |

Offset Retractable Fixtured Tools (25 to 225 Nm)

EB Retractable Options

EB45, EB55



| | Rated Speed | Torque | | “R” Side to Center | | “L” Length | | Weight | | Output | |
|---------------|-------------|--------|-------|--------------------|------|------------|------|--------|------|--------------|----------|
| Model | RPM | Nm | lb ft | mm | in | mm | in | kg | lb | Retraction | Standard |
| EB45MD2F1-125 | 465 | 125 | 92.2 | 17 | 0.67 | 605 | 23.8 | 10.5 | 23.2 | 25mm (1") | 5/8" |
| EB55MD2F1-150 | 640 | 150 | 111 | 19 | 0.75 | 656 | 25.8 | 10.5 | 23.2 | | |
| EB55MD2F1-225 | 400 | 225 | 166 | 19 | 0.75 | 656 | 25.8 | 10.5 | 23.2 | | |

| | |
|--------------------------------|-----------------|
| Retraction Spring | Part No. |
| Standard | 20R201407 |
| Heavy Duty | 20R201408 |
| Output Options | Part No. |
| 2" Extended Output | 20D102912 |
| 6" Extended Output | 20D102913 |
| 3/4" SD Socket Lock Pin | Part No. |
| Standard | 20D227800 |
| Rounded (Ball Detent) | 20D227802 |

Here are some examples of how to create square or circular bolt patterns in customer supplied mounting plates for Inline and Offset Retractable tools.

