
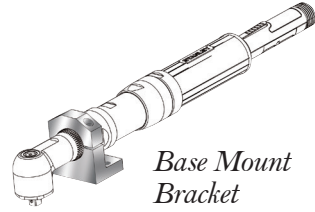
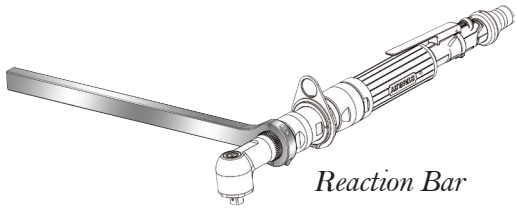


DC Tool Accessories - Reaction Bars / Mounts



Mounting Options



Reaction Devices Listed by Tool Models	E_02LB E_12LB E_12PB EB22PB	EB22LB E_33LB E_33MB E_33PB	E_33LA19 E_34LA19 E_34LA22A/H22A E_34LC/EB34LT E_44LA19 E_44LA22A/H22A E_44LC/EB44LT E_34LB1 E_34MB1 E_44LB1 E_44MB1 E_34PB1 E_44PB1	E_45LA26/H26 E_45LA32/H32 E_55LA26/H26 E_55LA32/H32 E_45LB2 E_45MB2 E_55LB2 E_55MB2	E_55LB3 E_55MB3	E_55LB4 E_55MB4	E_55LB5 E_55MB5
Base Mount Bracket		A8606	20K100500	20K100600	H1140	F4201	
Mounting Flange		20K101000	20K100300	20K100700	M4329	20K101100	20K100900
Reaction Bar - Steel	20K100104	20K100100	20K100000	20K100200	B4487	F4192	
Reaction Bar - Heavy Duty				20K100202			
Reaction Bar 17" - Aluminum	20K100103	F3698					
Reaction Bar 12" - Aluminum	20K101601						
Sliding Drive Reaction Bar						F4857	