

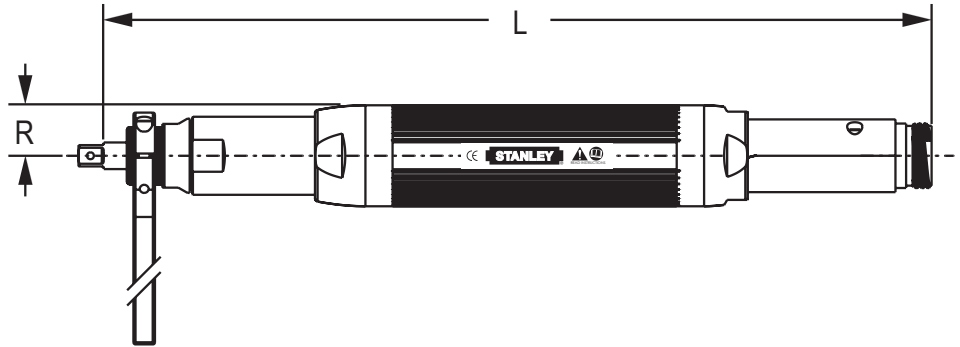
E Series Inline Fixtured

Inline Tool Options - B

Output Options	Part No.
3/8" 24-Thread	20D100701
3/8" Square Drive	20D100600
3/8" Square Drive x 8" Extension	20D100702
1/4" Quick Change (17 Nm max)	20D101100
Lock Nut Options	Part No.
Lock Nut	F3697
Pinch Point	20D243501
Guided Collar	20D243502
Reaction Bar	Part No.
Reaction Bar, Aluminum (E23 only)	F3698
Reaction Bar, Steel	20K100100
Base Mount Bracket	A8606
Mounting Flange-B	20K101000
3/8" SD Socket Lock Pin	Part No.
Standard	20D227800
Rounded (Ball Detent)	20D227801
Suspension Bails***	Part No.
Wire Bail	A3061
Swivel	20K101400
Standard	B3432

*** Suspension bails on page 174

Inline Fixtured Tools (1.6 to 40 Nm)



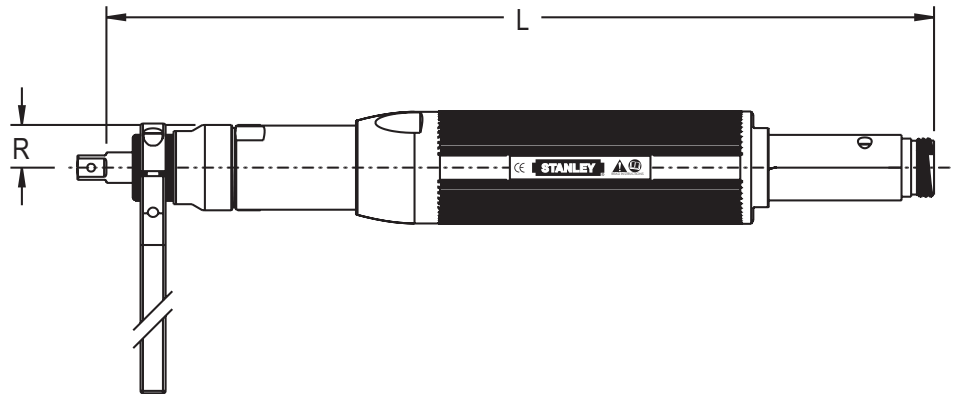
Model	Rated Speed		Torque		"R" Side to Center		"L" Length		Weight		Output	
	RPM	Nm	lb ft	mm	in	mm	in	kg	lb	Standard	Options	
E23MB-8	2245	8	6	24	0.93	344	13.6	1.4	3.1	3/8"	1/4" QC	
E23MB-16	2245	16	11.8	24	0.93	344	13.6	1.4	3.1			
E23MB-21	785	21	15.5	24	0.93	359	14.1	1.6	3.5		N/A	
E23MB-31	540	31	23	24	0.93	359	14.1	1.6	3.5			
E33MB-32	1125	32	24	24	0.93	385	15.1	1.7	3.8			
E33MB-40	890	40	30	24	0.93	385	15.1	1.7	3.8			

Inline Tool Options - B1

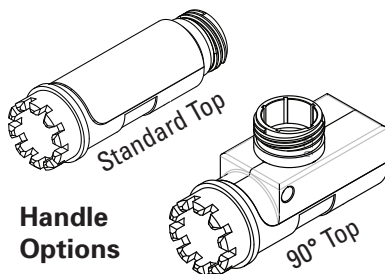
Output Options	Part No.
1/2" Square Drive x 6" Extension	20D101003
1/2" SD Socket Lock Pin	Part No.
Standard	K4024
Rounded (Ball Detent)	K4050
Reaction Components	Part No.
Reaction Bar	20K100000
Mounting Flange	20K100300
Base Mount Bracket	20K100500
Suspension Bail***	Part No.
Wire Bail	A3061
Swivel Bail	20K200000

*** Suspension bails on page 174

Inline Fixtured Tools (12 to 100 Nm)

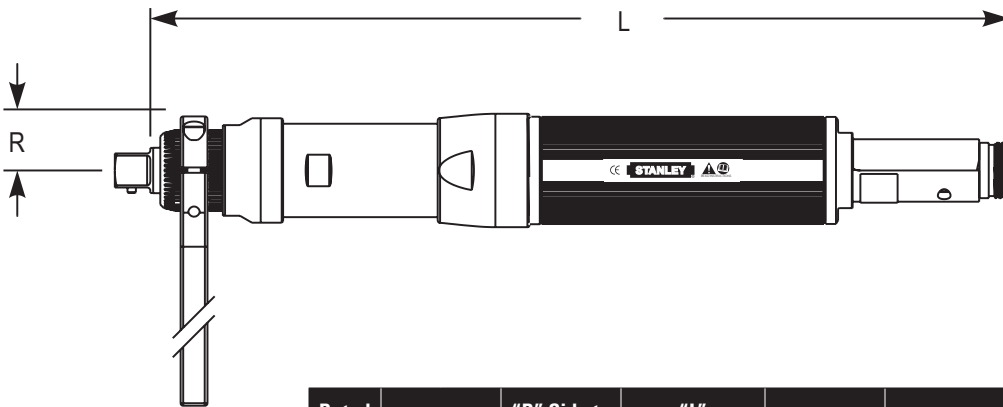


Model	Rated Speed		Torque		"R" Side to Center		"L" Length		Weight		Output
	RPM	Nm	lb ft	mm	in	mm	in	kg	lb	Standard	
E34MB1-60	605	60	44	32	1.25	421	16.6	2.6	5.7	1/2" SD	
E44MB1-66	885	66	49	32	1.25	430	16.9	2.9	6.4		
E34MB1-74	490	74	55	32	1.25	421	16.6	2.6	5.7		
E44MB1-100	590	100	74	32	1.25	430	16.9	2.9	6.4		
E34MB1-100	365	100	74	32	1.25	421	16.6	2.6	5.7		



E Series Inline Fixtured

STANLEY®

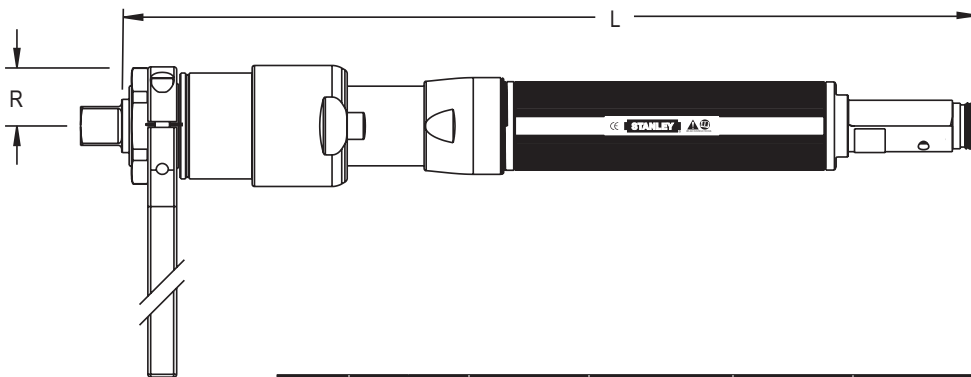
Inline Fixtured Tools
(25 to 250 Nm)

Model	Rated Speed		Torque		"R" Side to Center		"L" Length		Weight		Output
	RPM	Nm	lb ft	mm	in	mm	in	kg	lb	Standard	
E55MB2-127	720	127	94	34	1.35	503	19.8	4.7	10.3	3/4" SD	
E45MB2-160	345	160	118	34	1.35	475	18.7	4.4	9.6		
E55MB2-200	475	200	147	34	1.35	503	19.8	4.7	10.3		
E55MB2-250	380	250	184	34	1.35	503	19.8	4.7	10.3		
E45MB2-250	220	250	184	34	1.35	475	18.7	4.4	9.6		

Inline Tool Options - B2

Output Options	Part No.
5/8" Square Drive	20D102502
3/4" Square Drive x 8" Extension	20D102603
3/4" Square Drive x 12" Extension	20D102604
Socket Lock Pin	Part No.
Standard 3/4"	A5075
Standard 5/8"	A4026
Rounded (Ball Detent)	20R202300
Reaction Components	Part No.
Reaction Bar	20K100200
Reaction Bar - Heavy Duty	20K100202
Mounting Flange	20K100700
Base Mount Bracket	20K100600
Suspension Bail***	Part No.
Wire Bail	A3061
Swivel Bail	20K200100

*** Suspension bails on page 174

Inline Fixtured Tools
(64 to 2005 Nm)

Model	Rated Speed		Torque		"R" Side to Center		"L" Length		Weight		Output
	RPM	Nm	lb ft	mm	in	mm	in	kg	lb	Standard	
E55MB3-322	230	322	237	32	1.25	573	22.5	5.3	11.5	3/4" SD	
E55MB4-471	185	471	347	44	1.7	621	24.4	7.4	16.3	1" SD	
E55MB4-623	140	623	459	44	1.7	621	24.4	7.4	16.3		
E55MB5-1023	75	1023	754	48	1.9	651	25.6	9.6	21.1		
E55MB5-1637	45	1637	1207	48	1.9	683	26.9	12	26.4		
E55MB5-2005	35	2005	1479	48	1.9	683	26.9	12	26.4		

Inline Tool Options - B3/ 4/ 5

Output Options	Part No.
B3 3/4" SD with Ball Retainer	20D104502
B4 1" SD with 1 1/2" Extension	20D208302
Lock Nut Options	Part No.
Lock Nut - B3	B4484
Reaction Components	Part No.
Reaction Bar - B3	B4487
Reaction Bar - B4, B5 <1500 Nm	F4192
Reaction Bar - B5 >1500 Nm	J4228
Base Mount Bracket - B3	H1140
Mounting Flange - B3	M4329
Mounting Flange - B4	20K101100
Mounting Flange - B5	20K100900
Socket Lock Pin	Part No.
Standard - B3	A5075
Rounded (Ball Detent) - 3/4", 1" SD	20R202300
Suspension Bails***	Part No.
Wire Bail	A3061
Swivel	20K200100

*** Suspension bails on page 174