

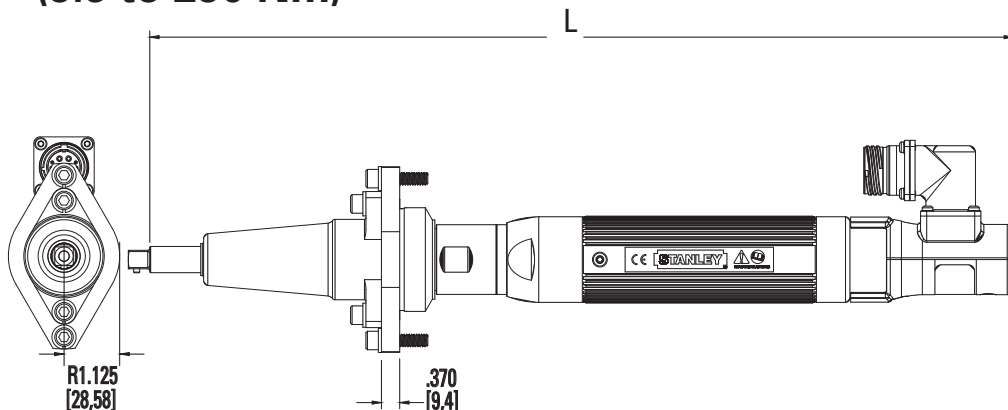
EB Series - Inline Retractable Fixtured Tools

Inline Retractable Fixtured Tools (5.6 to 250 Nm)

EB Inline Retractable Fixtured Options

3/8" Output

Output Options	Part No.
Standard	M3050
24 Threaded	M3118
24 Threaded, 3/4" Long	M3227
1-5/32" Extension	S3362
1.478" Extension	M3243
2" Extension	M3090
2-3/8" Extension	S3363
3" Extension	M3229
4" Extension	M3223
4-1/16" Extension	S3486
6" Extension	M3224
7-3/8" Extension	S3626
8" Extension	M3216
8" Extension Assembly	20S104600
Spring Options	Part No.
Standard	M4096
Heavy Duty Spring	M3184
Extra Heavy Duty Spring	20R201428

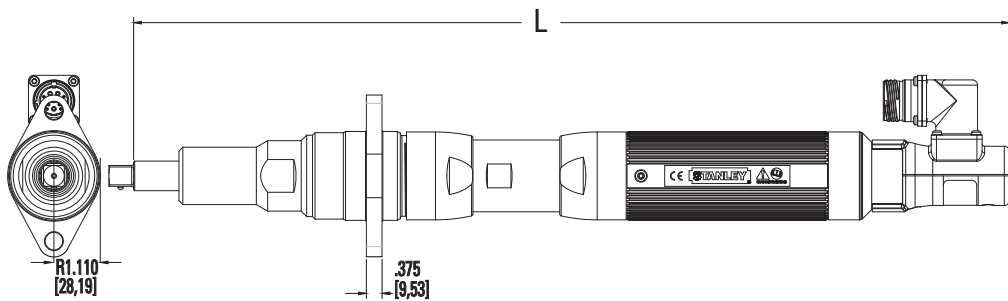


Model	Rated Speed		Torque		"R" Side to Center		"L" Length		Weight		Output	
	RPM	Nm	lb ft	mm	in	mm	in	kg	lb	Retraction	Standard	
EB33MBF1-28	1590	28	20.6	28	1.13	443	17.4	2.56	5.63	25mm 1"	9.5mm 3/8" SD	
EB33MBF1-40	1120	40	29.5	28	1.13	443	17.4	2.56	5.63			

EB Inline Retractable Fixtured Options

1/2" Output

Output Options	Part No.
Standard	20D101600
2" Extension	20D101610
3" Extension	20D101603
4" Extension	20D101608
5" Extension	20D101604
6" Extension	20D101606
7-5/16" Extension	20D101605
8" Extension	20D101609
11" Extension	20D101607
Spring Options	Part No.
Standard	B4093
Heavy Duty Spring	20R201401

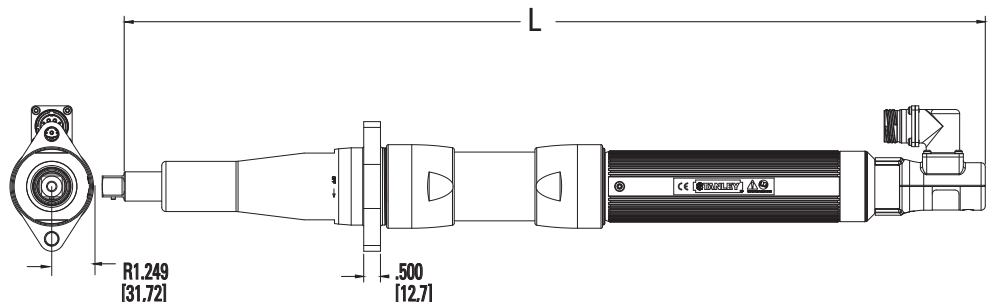


Model	Rated Speed		Torque		"R" Side to Center		"L" Length		Weight		Output	
	RPM	Nm	lb ft	mm	in	mm	in	kg	lb	Retraction	Standard	
EB34MB1F1-55	830	55	40.5	28	1.11	499	19.6	3.3	7.24	25mm 1"	13mm 1/2" SD	
EB44MB1F1-80	895	80	59.0	28	1.11	511	20.1	3.8	8.34			
EB44MB1F1-120	560	120	88.5	28	1.11	533	21.0	3.8	8.34			

EB Inline Retractable Fixtured Options

5/8" Output

Output Options	Part No.
Standard	20D102901
2" Extension	20D102912
6" Extension	20D102913
Spring Options	Part No.
Standard	20R201407
Heavy Duty Spring	20R201408

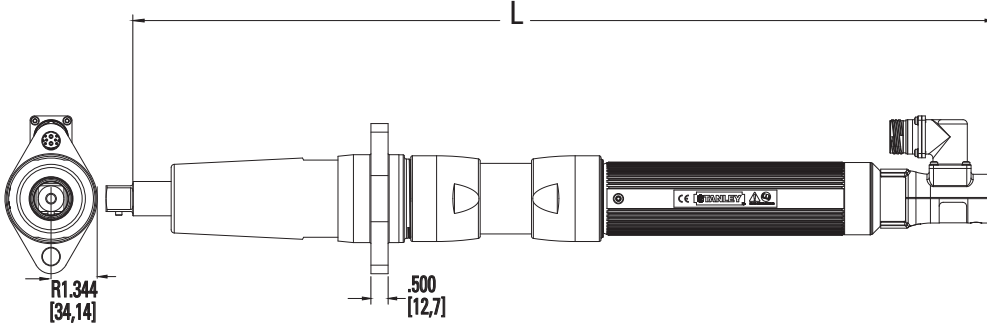


Model	Rated Speed		Torque		"R" Side to Center		"L" Length		Weight		Output	
	RPM	Nm	lb ft	mm	in	mm	in	kg	lb	Retraction	Standard	
EB45MB2F1-140	465	140	103	32	1.25	600	23.6	3.6	7.92	25mm 1"	16mm 5/8" SD	
EB55MB2F1-170	640	170	125	32	1.25	631	24.8	6.5	14.4			
EB45MB2F1-190	355	190	140	32	1.25	600	23.6	3.6	7.92			
EB55MB2F1-250	400	250	184	32	1.25	654	25.7	6.8	15.0			

EB Series - Inline Retractable Fixtured Tools



Inline Retractable Fixtured Tools (64 to 2000 Nm)

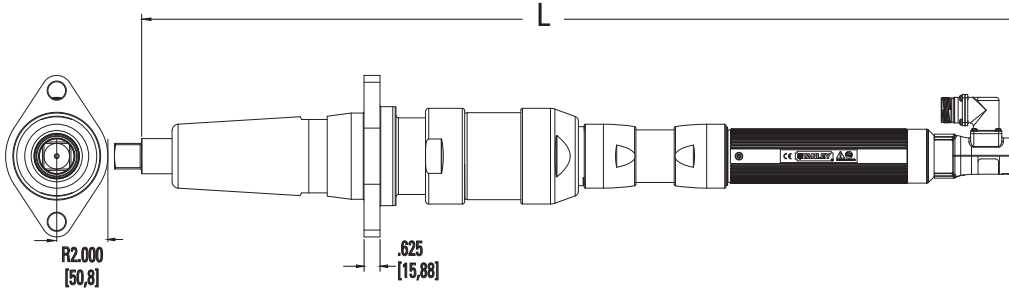


Model	Rated Speed	Torque		"R" Side to Center		"L" Length		Weight		Output	
	RPM	Nm	lb ft	mm	in	mm	in	kg	lb	Retraction	Standard
EB55MB3F1-320	310	320	236	34	1.34	636	25	6.7	14.74	25mm / 1"	19mm / 3/4" SD

EB Inline Retractable Fixtured Options

3/8" Output

Output Options	Part No.
Standard	20D102101
5" Extension	20D102106
Spring Options	Part No.
Standard	20R201403
Heavy Duty Spring	20R201404
Reaction Components	Part No.
Mounting Flange - MB3F	20D205600



Model	Rated Speed	Torque		"R" Side to Center		"L" Length		Weight		Output	
	RPM	Nm	lb ft	mm	in	mm	in	kg	lb	Retraction	Standard
EB55MB4F1-460	220	460	339	44	1.7	803	31.6	17.2	37.84	25mm 1"	25mm 1" SD
EB55MB4F1-620	165	620	457	44	1.7	803	31.6	17.2	37.84		
EB55MB5F1-800	125	800	590	50	2	840	33.0	18.3	40.26		
EB55MB5F1-1100	80	1100	811	50	2	863	34.0	18.3	40.26		
EB55MB5F1-1500	60	1500	1106	50	2	870	34.3	19.2	42.24		
EB55MB5F1-2000	50	2000	1475	50	2	870	34.3	19.2	42.24		

EB Inline Retractable Fixtured Options

1" Output

Output Options	Part No.
Standard	20D208800
2" Extension	20D208803
4" Extension	20D208802
3/4" SD (MB4F1 ONLY)	20D121100
Reaction Components	Part No.
Mounting Flange - MB4F	20D208500
Mounting Flange - MB5F	20D209500